



# Antenna Product Portfolio for Cisco Aironet 802.11n Access Points

Cisco® Aironet® 802.11n access points (namely, the 1250 Series, 1260 Series, and 3500e Series) require the use of external antennas to make them fully functioning units. Although most existing Cisco antennas can be used, Cisco has developed antennas specifically designed for use with 802.11n access points to optimize performance. This document explains the antenna options for the Cisco Aironet 802.11n access points.

## Flexible Options

Cisco offers a variety of antennas that provide different mounting options and coverage patterns. Customers can select an antenna that will increase the overall efficiency and data rates of their wireless network, while accommodating specific deployment conditions, including physical layout, distance, and aesthetics. To optimize the overall performance of a Cisco wireless LAN, it is important to understand how to maximize radio coverage with the appropriate antenna selection and placement. Table 1 illustrates three antenna types available for use with the 802.11n access points.

**Table 1.** Antenna Types for Cisco Aironet 802.11n Access Points

Antenna Type	Description	Ideal Deployment
<b>Omnidirectional</b>	360 degree coverage pattern. Circular pattern to cover wide areas	Open office areas, hallways, conference rooms, outside areas
<b>Dipole</b>	360 degree coverage pattern. Circular pattern covers large areas	Carpeted space environments, classrooms, hallways, conference rooms.
<b>Directional</b>	Focused signal to direct energy in certain directions	Hallways, outside areas, on walls pointing inward to direct signals.

## Omnidirectional Antennas

An omnidirectional antenna is designed to provide a 360-degree radiation pattern. This type of antenna is used when coverage in all directions from the antenna is required. Cisco provides different types of omnidirectional antennas for use in a variety of environments, such as retail, manufacturing, or offices. Cisco provides both dipole antennas and indoor/outdoor omnidirectional antennas.

## Dipole Antennas

Dipole antennas provide a large, circular coverage pattern. The antennas are available in three different colors (white, black and gray) so that they blend better into the area in which they will be placed. The white and black dipole antennas can be bent in different angles to modify the coverage for wall and ceiling mounting as needed. The gray dipole does not offer this option and is shorter than its counterparts. If a reduced-sized antenna is needed (for example, in an area where dipoles projecting into the space are undesirable), the short white dipole should be considered.

Other applications for dipoles include large, open areas like conference rooms or lecture halls. Areas requiring shared coverage—in which the access point is placed in the middle of the room or in a hallway, such as in a hotel or medical facility—are also a good use for the small form-factor dipole. Because of the circular pattern of coverage provided by dipole antennas, rooms located directly off the hallway may receive coverage as well. Table 2 lists the part numbers for 2.4-GHz and 5-GHz dipole antennas.

**Table 2.** Dipole Antennas for Cisco Aironet 802.11n Access Points

2.4-GHz Dipole Antenna Part Numbers	Quantity Required	Color	Gain
AIR-ANT4941 AIR-ANT2422DB-R*	3	Black	2.2 dBi
AIR-ANT2422DW-R= AIR-ANT2422DW-R*	3	White	2.2 dBi
AIR-ANT2422DG-R= AIR-ANT2422DG-R*	3	Gray	2.2 dBi
AIR-ANT2422SDW-R= AIR-ANT2422SDW-R*	3	White (Short)	2.2 dBi
5-GHz Dipole Antenna Part Numbers	Quantity Required	Color	Gain
AIR-ANT5135D-R AIR-ANT5135DB-R*	3	Black	3.5 dBi
AIR-ANT5135DW-R= AIR-ANT5135DW-R*	3	White	3.5 dBi



# Antenna Product Portfolio for Cisco Aironet 802.11n Access Points

5-GHz Dipole Antenna Part Numbers	Quantity Required	Color	Gain
AIR-ANT5135DG-R= AIR-ANT5135DG-R*	3	Gray	3.5 dBi
AIR-ANT5135SDW-R= AIR-ANT5135SDW-R*	3	White (Short)	3.5 dBi






\*Available as Configuration Option when ordering Access Point

## Indoor/Outdoor Omnidirectional Antennas

Omnidirectional antennas are connected to the access point via short, attached plenum cables. The antennas can be mounted to a ceiling and provide a large, circular coverage area. These antennas can be used both indoors and outdoors (see Table 3 for specific details for usage) and are typically mounted on a ceiling or mast-pole. Examples of places in which omnidirectional antennas are useful include warehouses, manufacturing floors, and other large areas, as well as outdoor seating areas, such as cafés or central gathering places for students. Omnidirectional antennas can also be used to provide good coverage in a retail environment, both inside and outside, as well as in areas where trucks or police cars park to upload data.

**Table 3.** Indoor/Outdoor Omnidirectional Antennas for Cisco Aironet 802.11n Access Points

2.4-GHz Omnidirectional Antenna Part Numbers	Quantity Required	Description	Gain
AIR-ANT1728	3	Ceiling-mount: indoor/outdoor	5.2 dBi
AIR-ANT2506	3	Mast-mount: indoor/outdoor	5.2 dBi
AIR-ANT2430V-R=	1	Ceiling-mount: indoor	3 dBi

2.4-GHz Omnidirectional Antenna Part Numbers	Quantity Required	Description	Gain
AIR-ANT2440NV-R= 	1	Wall-mount: indoor/outdoor	4 dBi
5-GHz Omnidirectional Antenna Part Numbers	Quantity Required	Description	Gain
AIR-ANT5160V-R 	3	Ceiling-mount: indoor/outdoor	6 dBi
AIR-ANT5140V-R= 	1	Ceiling-mount: indoor	4 dBi
AIR-ANT5140NV-R= 	1	Wall-mount: indoor/outdoor	4 dBi
2.4 and 5-GHz Omnidirectional Antenna	Quantity Required	Description	Gain
AIR-ANT2451NV-R= 	1	Ceiling-mount: indoor	2.5 dBi (2.4 GHz) 3.5 dBi (5 GHz)

## Directional Antennas

Directional antennas focus the radio signal in a given direction. This enhances the signal to and from the access point in the direction the antenna is pointing. Focusing the signal has the effect of providing more energy in one direction and less energy in all other directions.







# Antenna Product Portfolio for Cisco Aironet 802.11n Access Points

## Patch and Yagi Antennas

These antennas are typically mounted to a wall or a mast and provide coverage in a limited-angle pattern. Application cases for a directional antenna include RF coverage down a hallway in a hospital or office corridor. In a warehouse or manufacturing facility, which typically have high steel shelving units, aiming a directional antenna down open areas provides coverage for people moving among the shelves with their wireless devices. The mining industry also benefits from the use of directional antennas when wireless is used in the shafts and drifts. Table 4 shows the directional antennas available for use with the Cisco Aironet 802.11n access points.

**Table 4.** Directional Antennas for Cisco Aironet 802.11n Access Points

2.4-GHz Directional Antenna Part Numbers	Quantity Required	Description	Gain
AIR-ANT2460NP-R 	1	Patch antenna: indoor/ outdoor, wall mount	6 dBi
AIR-ANT2485P-R* 	3	Patch antenna: indoor/ outdoor, wall mount	8.5 dBi
AIR-ANT2410Y-R* 	3	Yagi antenna: indoor/ outdoor, mast mount	10 dBi
5-GHz Directional Antenna Part Numbers	Quantity Required	Description	Gain
AIR-ANT5160NP-R= 	1	Patch antenna: indoor/outdoor, wall mount	6 dBi

\*Not approved for use with 1260 Series and 3500e Series (must be 6 dBi or less)

## Why Cisco?

Cisco is committed to providing the best access points and bridges in the industry and to providing a complete solution for any wireless LAN deployment. Cisco also has the widest range of antennas, cable, and accessories available from any wireless manufacturer. For more information on Cisco Aironet antennas, visit:

<http://www.cisco.com/en/US/products/hw/wireless/ps469/index.html>.